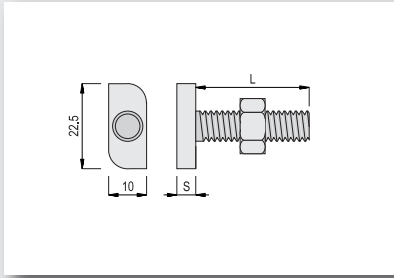


HS12

12


passend zu unseren Profilen:

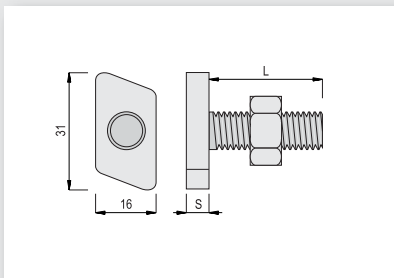
- 25102
- 28124
- 28154

	20 mm	30 mm	35 mm	40 mm	45 mm	50 mm	55 mm	60 mm	65 mm	70 mm	75 mm	80 mm	100 mm	125 mm	150 mm	200 mm	250 mm	300 mm	
M6	✓	✓		✓		✓		✓											
M8	✓	✓		✓		✓		✓				✓	✓	✓	✓				
M10	✓	✓		✓		✓		✓				✓	✓	✓	✓	✓			
M12		✓				✓						✓							

Typschlüssel: HS12 Gewinde x Länge

Beispiel: HS12 M8x40

HS16

16


passend zu unseren Profilen:

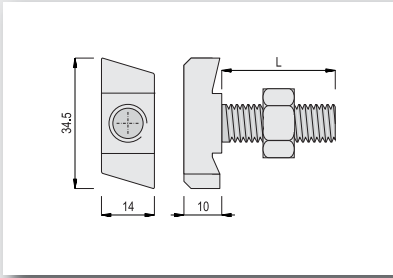
- 30153
- 34153
- 30154
- 35183
- 30243
- 35184

	20 mm	30 mm	35 mm	40 mm	45 mm	50 mm	55 mm	60 mm	65 mm	70 mm	75 mm	80 mm	100 mm	125 mm	150 mm	200 mm	250 mm	300 mm	
M6																			
M8	✓	✓		✓		✓													
M10		✓		✓		✓						✓							
M12																			

Typschlüssel: HS16 Gewinde x Länge

Beispiel: HS16 M8x50

HS18

18


passend zu unseren Profilen:

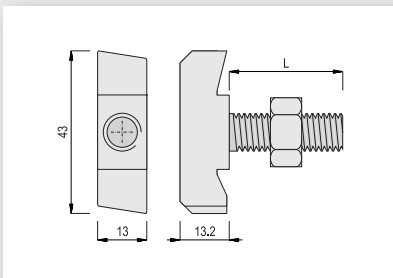
- 40224
- 40405

	20 mm	30 mm	35 mm	40 mm	45 mm	50 mm	55 mm	60 mm	65 mm	70 mm	75 mm	80 mm	100 mm	125 mm	150 mm	200 mm	250 mm	300 mm	
M10	✓	✓		✓		✓		✓		✓		✓	✓						
M12	✓	✓		✓		✓		✓		✓		✓	✓	✓	✓	✓			
M16		✓		✓		✓		✓		✓		✓	✓	✓	✓	✓	✓	✓	
M20																			✓

Typschlüssel: HS18 Gewinde x Länge

Beispiel: HS18 M12x70

HS22

22


passend zu unserem Profil:

- 50306

	20 mm	30 mm	35 mm	40 mm	45 mm	50 mm	55 mm	60 mm	65 mm	70 mm	75 mm	80 mm	100 mm	125 mm	150 mm	200 mm	250 mm	300 mm	
M10		✓		✓		✓						✓							
M12		✓		✓		✓		✓				✓	✓	✓	✓	✓			
M16		✓		✓		✓		✓				✓	✓	✓	✓	✓			✓
M20			✓		✓		✓		✓		✓		✓	✓	✓	✓			✓

Typschlüssel: HS22 Gewinde x Länge

Beispiel: HS22 M16x80